

USER GUIDE

PoE & Optical Transmission

10/100M Ethernet PoE Switch

ONV

Statement

Copyright @ 2002-2013 Optical Network Video Technologies (Shenzhen) Co., Ltd
All Rights Reserved

This document contains proprietary information that is protected by copyright. No part of this document may be reproduced, transmitted, transcribed, stored in a retrieval system, or translated into any language, in any form or by any means, electronic, mechanical, magnetic, optical, chemical, manual or otherwise without the prior written permission of Optical Network Video Technologies (Shenzhen) Co., Ltd.

ONV® is the registered trademark of Optical Network Video Technologies (Shenzhen) Co., Ltd. The information and product specifications within this document are subject to change at any time, without notice and without obligation to notify any person of such change.

Packing List

Please kindly check the following items:

- ▶ 1 PoE switch
- ▶ 1 Power Adapter
- ▶ 2 Mounting Kits
- ▶ 1 User Guide/Conformity Certificate/Warranty Card

⚠ Note

If any shortage or damage found, please contact us in time.

Product overview

Product Introduction

10/100M unmanaged PoE switch can provide both 10/100M Ethernet data and Power over network cable, it can be used as Ethernet Power Sourcing Equipment, it can automatically detect and identify whether connected devices such as IP camera comply with standard IEEE PoE 802.3af, 802.3at and supply power for them. 10/100M unmanaged PoE switch easier the deployment of Wireless AP, IP camera and IP-based network equipment.

PoE Technology is Power over Ethernet technology, It is referring to transfer both Ethernet data and DC Power at the same time for IP Phone, Wireless AP, IP-based camera. These devices which receive DC power is called Powered Device(PD).

⚠ Note

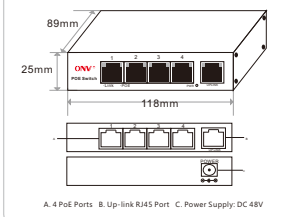
The product 'Switch' mentioned in the manual, if without a special request, it is referring to 10/100M unmanaged PoE switch, PoE switch in short in below.

Feature

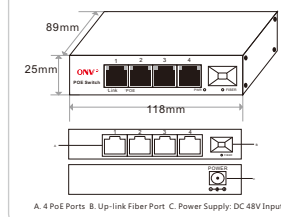
- ▶ Comply to IEEE802.3, IEEE802.3u, IEEE802.3af, IEEE802.3at.
- ▶ 10/100M self-adaptive, down link port support PoE.
- ▶ All the ports support Auto MDI/MDIX.
- ▶ Each PoE port support Power up to 15.4Watts(IEEE802.3af), 30Watts(IEEE802.3at)
- ▶ Comptible with Powered device applied to IEEE802.3af
- ▶ Support IEEE802.3x Full Duplex flow control and Duplex backpressure flow control fuction
- ▶ Automatic MAC address learning and aging.
- ▶ 1K MAC Address
- ▶ 1.6G Broadband and 96Kb forwarding memory.
- ▶ High performance full load power configuration.
- ▶ LED indicator monitor working status and help fault detection

Technical Structure and Port Description

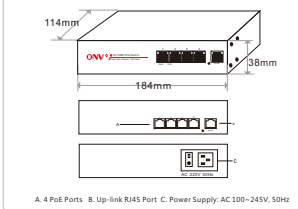
4 Port 10/100M PoE Switch



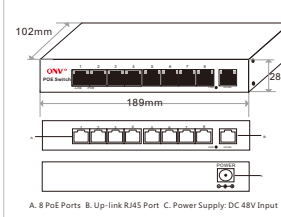
4 Port 10/100M PoE Fiber Switch



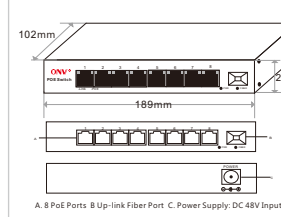
4 Port 10/100M PoE Switch with Built-in Power Supply



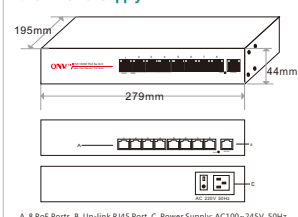
8 Port 10/100M PoE Switch



8 Port 10/100M PoE Fiber Switch



8 Port 10/100M PoE Switch with Built-in Power Supply



Indicator description:

Indicator	Status	Description
Power indicator: P	ON	Working
	OFF	Power off
PoE indicator: PoE (Green LED)	ON	Connected PD device, working properly
	Blink	Short circuit or Current overload
	OFF	No connected PD device or No power supply
Fiber indicator: F	Blink	Fiber port working properly
	ON	Fiber link were connected properly
	OFF	Not connected
Link indicator Link (Yellow LED)	Blink	Data transmission properly
	ON	Connected 10M or 100M device
	OFF	Not connected device

⚠ Note

Please confirm that the PD devices are complying with IEEE802.3af/at standard.

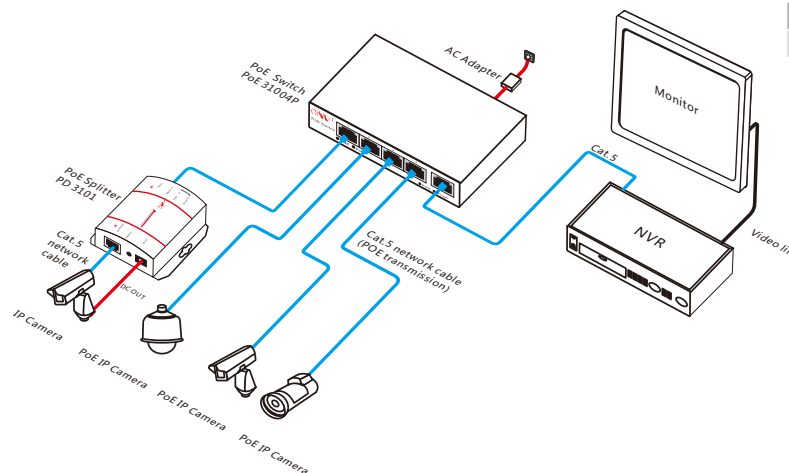
Priority: this function will protect device when it is overload, if all PD consumption are higher than specified, switch port will be sorted by priority, port1, port2, port3, port N then power supply of lowest priority will be off.

Power port, Power adapter: please use 48V power supply, the switch will be damaged if use mismatched power supply; Please input AC110-245V\50Hz for internal power supply switch.

PoE port: The PoE ports include PoE function, it can transmit power and data when connected matching device, you can estimate the working status of each port on front panel LED.

Ethernet Port: Except PoE port, other port are Ethernet RJ45 port, all port support Auto MDIMDIX, plug and play, also you can estimate the working status of each port on front panel LED.

Connection Diagram



Installation guide

Please install with the supporting devices.

Installation

Please confirm the following things before installation:

- 1 If the POE port power meet the power requirement of the connecting devices.
- 2 If the POE standard requirement and power supply match with the power receiving device, *1/2+、3/6-(End-span)/4/5+、7/8-(Mid-span).
- 3 If the output power of the supporting power adapter is consistent with the specification in the label of the POE switch.

Please install the POE switch according to the following steps:

- 1 Put the POE switch on the surface of a large and stable table.
- 2 Plug the power adapter into the power connector, and then connect the power outlet through the power cord.
- 3 Connect the network devices to the POE switch port though network cable.

⚠ Note

Please do not put heavy products on the POE switch, and please ensure good ventilation environment for the POE switch. Please cut off the power first before plugging the power adapter.

Power

Connect the power cord, plug it in, turn on the power. When turned on, the switch will automatically initialize, and at this time the following cases will occur for the LED lights:

- 1 Except the POE port lights, all the other lights will be off after bright, which means the restoration is successful.
- 2 Power LED remains lit.

⚠ Note

If initialization is inconsistent with the above, please check the power.

Model description with details

ONV-POE31004P: 5 port 10/100M POE switch , 1-4 port support POE , IEEE802.3af, single port power 15.4W, POE power budget 65W, transmission range 100M (built-in power supply version can be ordered)

ONV-POE31004P-at: 5 port 10/100M POE switch, 1-4 port support POE, IEEE802.3at, single port power 30W, POE power budget 110W, transmission range 100M (built-in power supply version can be ordered)

ONV-POE31004PF: 5 port POE switch, 1-4 port support POE, IEEE802.3af, single port power 15.4W, POE power budget 65W, Ethernet transmission range 100M, uplink port is single mode dual fiber SC interface (20km), (built-in power supply version can be ordered)

ONV-POE31004PF-at: 5 port POE switch, 1-4 port support POE, IEEE802.3at, single port power 30W, POE power budget 110W, Ethernet transmission range 100M, uplink port is single mode dual fiber SC interface (20km), (built-in power supply version can be ordered)

ONV-POE31004P-N: 5 port 10/100M POE switch , 1-4 port support POE , IEEE802.3af, single port power 15.4W, POE power budget 65W, transmission range 100M

ONV-POE31804P: 9 port 10/100M POE switch ,1-4 port support POE, IEEE802.3af, single port power 15.4W, POE power budget 65W, transmission range 100M (built-in power supply version can be ordered)

ONV-POE31804P-at: 9 port 10/100M POE switch ,1-4 port support POE, IEEE802.3at, single port power 30W, POE power budget 130W, transmission range 100M (built-in power supply version can be ordered)

ONV-POE31804PF: 9 port 10/100M POE switch, 1-4 port support POE, IEEE802.3af, single port power 15.4W, POE power budget 65W, Ethernet transmission range 100M, uplink port is single mode dual fiber SC interface (20km) (built-in power supply version can be ordered)

ONV-POE31804PF-at: 9 port 10/100M POE switch, 1-4 port support POE, IEEE802.3at, single port power 30W, POE power budget 130W, Ethernet transmission range 100M, uplink port is single mode dual fiber SC interface (20km) (built-in power supply version can be ordered)

ONV-POE31008P: 9 port 10/100M POE switch, 1-8 port support POE, IEEE802.3af, single port power 15.4W, POE power budget 110W, transmission range 100M (built-in power supply version can be ordered)

ONV-POE31008P-N: 9 port 10/100M POE switch, 1-8 port support POE, IEEE802.3af, single port power 15.4W, POE power budget 130W, transmission range 100M (built-in power supply version can be ordered)

ONV-POE31008PF: 9 port 10/100M POE switch, 1-8 port support POE, IEEE802.3af, single port power 15.4W, POE power budget 130W, Ethernet transmission range 100M, uplink port is single mode dual fiber SC interface (20km), (built-in power supply version can be ordered)

ONV-POE31008PN: 9 port 10/100M POE switch, 1-8 port support POE, IEEE802.3af, single port power 15.4W, POE power budget 130W, transmission range 100M, built-in power supply.

ONV-POE31008PN-at: 9 port 10/100M POE switch, 1-8 port support POE, IEEE802.3at, single port power 30W, POE power budget 250W, transmission range 100M, built-in power supply.

ONV-POE31008PF-at: 9 port 10/100M POE switch, 1-8 port support POE, IEEE802.3at, single port power 30W, POE power budget 250W, transmission range 100M, uplink port is single mode dual fiber SC interface (20km), built-in power supply.

www.onvcom.com