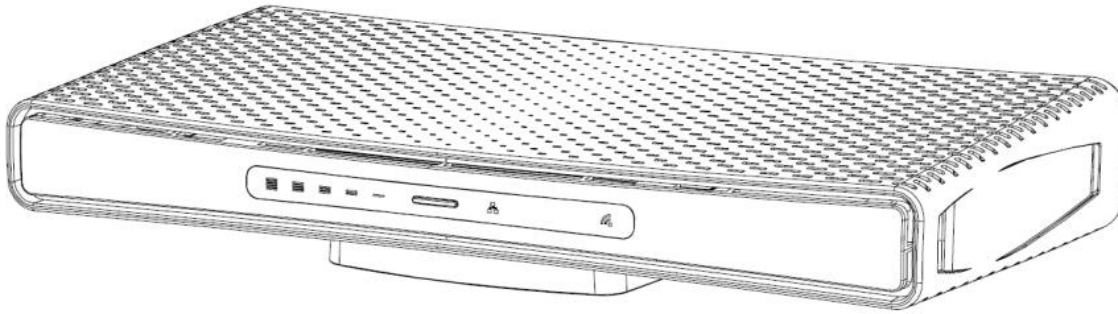


# hAP ac3 LTE6 kit



The hAP ac3 LTE6 kit is a simple home wireless access point. It is configured out of the box, you can simply insert your SIM card and start using wireless internet.

## Safety Warnings

Before you work on any equipment, be aware of the hazards involved with electrical circuitry, and be familiar with standard practices for preventing accidents.

Ultimate disposal of this product should be handled according to all national laws and regulations.

The Installation of the equipment must comply with local and national electrical codes.

Failure to use the correct hardware or to follow the correct procedures could result in a hazardous situation to people and damage to the system.

Read the installation instructions before connecting the system to the power source.



It is the customer's responsibility to follow local country regulations, including operation within legal frequency channels, output power, cabling requirements, and Dynamic Frequency Selection (DFS) requirements. All Mikrotik radio devices must be professionally installed.


## Quickstart

Please follow these quick steps to set up your device:

- Insert micro SIM card into the slot;
- After inserting the SIM card close to the SIM port lid, do not remove the card while the device is powered on.
- Connect the device to the power source (see "[hAP ac3 LTE6 kit#Powering](#)");
- Open network connections on your PC, mobile phone, or other device and search for MikroTik wireless network and connect to it;
- The configuration has to be done through the wireless network using a web browser or mobile app - (see "[hAP ac3 LTE6 kit#MikroTik mobile app](#)") . Alternatively, you can use a WinBox configuration tool <https://mt.lv/winbox>;
- Once connected to the wireless network, open <https://192.168.88.1> in your web browser to start configuration, user name: *admin* and there is no password by default;
- When using a mobile application choose Quick setup and it will guide you through all necessary configuration in six easy steps;
- Click the "Check for updates" button on the right side and update your RouterOS software to the latest version, must have a valid SIM card inserted;
- To personalize your wireless network, SSID can be changed in the fields "Network Name";
- Choose your country on the left side of the screen in the field "Country", to apply country regulation settings;
- Set up your wireless network password in the field "WiFi Password" the password must be at least eight symbols;
- Set up your router password in the bottom field "Password" to the right and repeat it in the field "Confirm Password", it will be used to login next time;
- Click on the "Apply Configuration" to save changes.

## MikroTik mobile app

Use the MikroTik smartphone app to configure your router in the field, or to apply the most basic initial settings for your MikroTik home access point.



1. Scan QR code and choose your preferred OS.
2. Install and open application.
3. By default, the IP address and user name will be already entered.
4. Click Connect to establish a connection to your device through a wireless network.
5. Choose Quick setup and application will guide you through all basic configuration settings in a couple of easy steps.
6. An advanced menu is available to fully configure all necessary settings.

## Powering

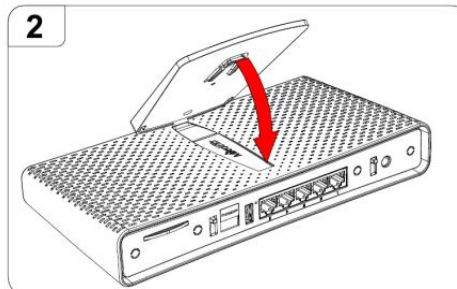
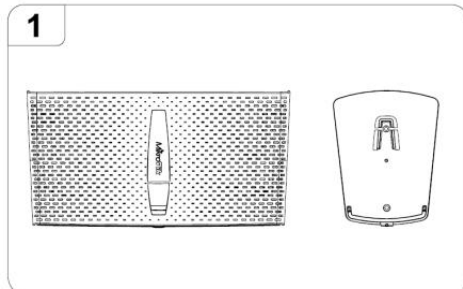
The device accepts powering from the adapter:

- Direct-input power jack (5.5 mm outside and 2 mm inside, female, pin positive plug) 12-28 V DC.

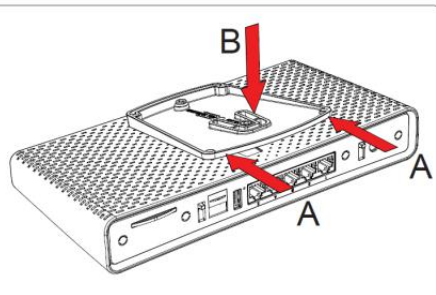
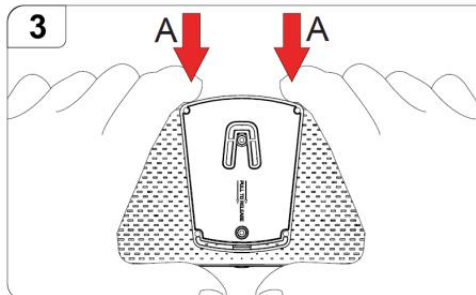
The power consumption under maximum load can reach 16 W, with attachments 22 W.

## Base plate mounting instruction

1. The base plate comes with the package, in order to assemble please follow these instructions.
2. Place the small tip of the base plate into the case on the bottom of the device and fold it down.



3. While holding with both hands, use fingers to slightly press it and push down till it locks, follow the sequence on the illustration.



## Configuration

Once logged in, we recommend clicking the "Check for updates" button in the QuickSet menu, as updating your RouterOS software to the latest version ensures the best performance and stability. For wireless models, please make sure you have selected the country where the device will be used, to conform with local regulations.

RouterOS includes many configuration options in addition to what is described in this document. We suggest starting here to get yourself accustomed to the possibilities: <https://mt.lv/help>. In case IP connection is not available, the Winbox tool (<https://mt.lv/winbox>) can be used to connect to the MAC address of the device from the LAN side (all access is blocked from the Internet port by default).

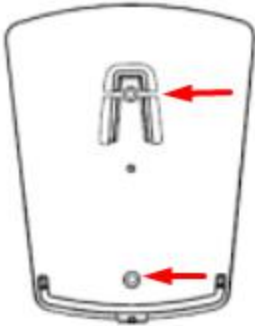
For recovery purposes, it is possible to boot the device for reinstallation, see section [hAP ac3 LTE6 kit#Buttons and Jumpers](#).

## Mounting

The device is designed to be used indoors and placed on a flat surface with all needed cables connecting to the back of the unit.

The mounting base can be attached to the wall with the provided screws:

- Attach the base to the wall, using provided screws;



- Attach the unit to the mounting base by following previously instructions in the base plate section.

*For optimal performance, ensure good airflow and place the device on the stand in an open space.*



Warning! This equipment should be installed and operated with a minimum distance of 20 cm between the device and your body. Operation of this equipment in the residential environment could cause radio interference.

## Extension Slots and Ports

- Five Gigabit Ethernet ports, supporting automatic cross/straight cable correction (Auto MDI/X), so you can use either straight or cross-over cables for connecting to other network devices.
- Integrated Wireless 5GHz, 802.11a/n/ac and 2.4 GHz b/g/n.
- SIM slot.

## Buttons and Jumpers

The reset button has the following functions:

- Hold this button during boot time until LED light starts flashing, release the button to reset RouterOS configuration (total 5 seconds).
- Keep holding for 5 more seconds, LED turns solid, release now to turn on CAP mode. The device will now look for a CAPsMAN server (total 10 seconds).
- Or Keep holding the button for 5 more seconds until LED turns off, then release it to make the RouterBOARD look for Netinstall servers (total 15 seconds).

Regardless of the above option used, the system will load the backup RouterBOOT loader if the button is pressed before power is applied to the device. Useful for RouterBOOT debugging and recovery.

**Mode Button** enables to execute custom scripts, that can be added by the user.

# Accessories

The package includes the following accessories that come with the device:



24V 1.5A power  
adapter



Wall mount set



Base leg and pads

# Operating system support

The device supports RouterOS software version 6.46. The specific factory-installed version number is indicated in the RouterOS menu /system resource. Other operating systems have not been tested.

# Notice

- The Frequency band 5.470-5.725 GHz isn't allowed for commercial use.
- In case WLAN devices work with different ranges than the above regulations, then a customized firmware version from the manufacturer/supplier is required to be applied to the end-user equipment and also prevent the end-user from reconfiguration.
- For Outdoor Usage: End-user requires approval/license from the NTRA.
- Datasheet for any device is available on the official manufacturer website.
- Products with the letters "EG" at the end of their serial number have their wireless frequency range limited to 2.400 – 2.4835 GHz, the TX power is limited to 20dBm (EIRP).
- Products with the letters "EG" at the end of their serial number have their wireless frequency range limited to 5.150 – 5.250 GHz, the TX power is limited to 23dBm (EIRP).
- Products with the letters "EG" at the end of their serial number have their wireless frequency range limited to 5.250 – 5.350 GHz, the TX power is limited to 20dBm (EIRP).



Please make sure the device has a lock package (firmware version from the manufacturer) which is required to be applied to the end-user equipment to prevent the end-user from reconfiguration. The product will be marked with country code "-EG". This device needs to be upgraded to the latest version to ensure compliance with local authority regulations! It is the end users responsibility to follow local country regulations, including operation within legal frequency channels, output power, cabling requirements, and Dynamic Frequency Selection (DFS) requirements. All MikroTik radio devices must be professionally installed.

# Federal Communication Commission Interference Statement

Model	FCC ID	Contains FCC ID
RBD53GR-5HacD2HnD-US&R11e-LTE6	TV7RBD53-5ACD2ND	TV7R11ELTE6

This equipment has been tested and found to comply with the limits for a Class B digital device, pursuant to Part 15 of the FCC Rules. These limits are designed to provide reasonable protection against harmful interference in a residential installation.

This equipment generates, uses, and can radiate radio frequency energy and, if not installed and used in accordance with the instructions, may cause harmful interference to radio communications. However, there is no guarantee that interference will not occur in a particular installation. If this equipment does cause harmful interference to radio or television reception, which can be determined by turning the equipment off and on, the user is encouraged to try to correct the interference by one or more of the following measures:

- Reorient or relocate the receiving antenna.
- Increase the separation between the equipment and receiver.
- Connect the equipment into an outlet on a circuit different from that to which the receiver is connected.

- Consult the dealer or an experienced radio/TV technician for help.

FCC Caution: Any changes or modifications not expressly approved by the party responsible for compliance could void the user's authority to operate this equipment.

This device complies with Part 15 of the FCC Rules. Operation is subject to the following two conditions: (1) This device may not cause harmful interference, and (2) this device must accept any interference received, including interference that may cause undesired operation.

Note: This unit was tested with shielded cables on the peripheral devices. Shielded cables must be used with the unit to ensure compliance.

## Innovation, Science and Economic Development Canada

Model	IC	Contains IC
RBD53GR-5HacD2HnD-US&R11e-LTE6	7442A-D53AC	7442A-R11ELTE6

This device contains license-exempt transmitter(s)/receiver(s) that comply with Innovation, Science, and Economic Development Canada's license-exempt RSS(s). Operation is subject to the following two conditions: (1) This device may not cause interference. (2) This device must accept any interference, including interference that may cause undesired operation of the device.

L'émetteur/récepteur exempt de licence contenu dans le présent appareil est conforme aux CNR d'Innovation, Sciences et Développement économique Canada applicables aux appareils radio exempts de licence. L'exploitation est autorisée aux deux conditions suivantes : 1) L'appareil ne doit pas produire de brouillage; 2) L'appareil doit accepter tout brouillage radioélectrique subi, même si le brouillage est susceptible d'en compromettre le fonctionnement.

This Class B digital apparatus complies with Canadian ICES-003.

Cet appareil numérique de la classe [B] est conforme à la norme NMB-003 du Canada.

CAN ICES-003 (B) / NMB-003 (B)

The device for operation in the band 5150–5250 MHz is only for indoor use to reduce the potential for harmful interference to co-channel mobile satellite systems.

Les dispositifs fonctionnant dans la bande de 5 150 à 5 250 MHz sont réservés uniquement pour une utilisation à l'intérieur afin de réduire les risques de brouillage préjudiciable aux systèmes de satellites mobiles utilisant les mêmes canaux

## CE Declaration of Conformity

BG	С настоящото Mikrofikls SIA декларира, че този тип радиосъоръжение RouterBOARD е в съответствие с Директива 2014/53/ЕС. Цялостният текст на ЕС декларацията за съответствие може да се намери на следния интернет адрес: <a href="https://mikrotik.com/products">https://mikrotik.com/products</a>
CS	Tímto Mikrofikls SIA prohlašuje, že typ rádiového zařízení RouterBOARD je v souladu se směrnicí 2014/53/EU. Úplné znění EU prohlášení o shodě je k dispozici na této internetové adrese: <a href="https://mikrotik.com/products">https://mikrotik.com/products</a>
DA	Hermed erklærer Mikrofikls SIA, at radioudstyretypen RouterBOARD er i overensstemmelse med direktiv 2014/53/EU. EU-overensstemmelseserklæringens fulde tekst kan findes på følgende internetadresse: <a href="https://mikrotik.com/products">https://mikrotik.com/products</a>
DE	Hiermit erkläre Mikrofikls SIA, dass der Funkanlagentyp RouterBOARD der Richtlinie 2014/53/EU entspricht. Der vollständige Text der EU-Konformitätserklärung ist unter der folgenden Internetadresse verfügbar: <a href="https://mikrotik.com/products">https://mikrotik.com/products</a>
EL	Με την παρούσα ο/η Mikrofikls SIA, δηλώνει ότι ο ραδιοεξοπλισμός RouterBOARD πληροί την οδηγία 2014/53/ΕΕ. Το πλήρες κείμενο της δήλωσης συμμόρφωσης ΕΕ διατίθεται στην ακόλουθη ιστοσελίδα στο διαδίκτυο: <a href="https://mikrotik.com/products">https://mikrotik.com/products</a>
EN	Hereby, Mikrofikls SIA declares that the radio equipment type RouterBOARD is in compliance with Directive 2014/53/EU. The full text of the EU declaration of conformity is available at the following internet address: <a href="https://mikrotik.com/products">https://mikrotik.com/products</a>
ES	Por la presente, Mikrofikls SIA declara que el tipo de equipo radioeléctrico RouterBOARD es conforme con la Directiva 2014/53/UE. El texto completo de la declaración UE de conformidad está disponible en la dirección Internet siguiente: <a href="https://mikrotik.com/products">https://mikrotik.com/products</a>
ET	Käesolevaga deklareerib Mikrofikls SIA, et käesolev raadioseadme tüüp RouterBOARD vastab direktiivi 2014/53/EL nõuetele. ELi vastavusdeklaratsiooni täielik tekst on kättesaadav järgmisel internetiaadressil: <a href="https://mikrotik.com/products">https://mikrotik.com/products</a>
FI	Mikrofikls SIA vakuuttaa, että radiolaitetyyppi RouterBOARD on direktiivin 2014/53/EU mukainen. EU-vaatimustenmukaisuusvakuutuksen täysimittainen teksti on saatavilla seuraavassa internetosoitteessa: <a href="https://mikrotik.com/products">https://mikrotik.com/products</a>

FR	Le soussigné, Mikrofikls SIA, déclare que l'équipement radioélectrique du type RouterBOARD est conforme à la directive 2014/53/UE. Le texte complet de la déclaration UE de conformité est disponible à l'adresse internet suivante: <a href="https://mikrotik.com/products">https://mikrotik.com/products</a>
HR	Mikrofikls SIA ovime izjavljuje da je radijska oprema tipa RouterBOARD u skladu s Direktivom 2014/53/EU. Cjeloviti tekst EU izjave o sukladnosti dostupan je na sljedećoj internetskoj adresi: <a href="https://mikrotik.com/products">https://mikrotik.com/products</a>
HU	Mikrofikls SIA igazolja, hogy a RouterBOARD típusú rádióberendezés megfelel a 2014/53/EU irányelvnek. Az EU-megfelelőségi nyilatkozat teljes szövege elérhető a következő internetes címen: <a href="https://mikrotik.com/products">https://mikrotik.com/products</a>
IT	Il fabbricante, Mikrofikls SIA, dichiara che il tipo di apparecchiatura radio RouterBOARD è conforme alla direttiva 2014/53/UE. Il testo completo della dichiarazione di conformità UE è disponibile al seguente indirizzo Internet: <a href="https://mikrotik.com/products">https://mikrotik.com/products</a>
IS	Hér með lýsir Mikrofikls SIA því yfir að RouterBOARD er í samræmi við grunnkröfur og aðrar kröfur, sem gerðar eru í tilskipun 2014/53/EU. Fullur texti ESB samræmisýfirlýsingar er að finna á eftirfarandi veffangi: <a href="https://mikrotik.com/products">https://mikrotik.com/products</a>
LT	Aš, Mikrofikls SIA, patvirtinu, kad radijo įrenginių tipas RouterBOARD atitinka Direktyvą 2014/53/ES. Visas ES atitikties deklaracijos tekstas prieinamas šiuo interneto adresu: <a href="https://mikrotik.com/products">https://mikrotik.com/products</a>
LV	Ar šo Mikrofikls SIA deklarē, ka radioiekārta RouterBOARD atbilst Direktīvai 2014/53/ES. Pilns ES atbilstības deklarācijas teksts ir pieejams šādā interneta vietnē: <a href="https://mikrotik.com/products">https://mikrotik.com/products</a>
MT	B'dan, Mikrofikls SIA, niddikjara li dan it-tip ta' taghmir tar-radju RouterBOARD huwa konformi mad-Direttiva 2014/53/UE. It-test kollu tad-dikjarazzjoni ta' konformità tal-UE huwa disponibbli f'dan l-indirizz tal-Internet li ġej: <a href="https://mikrotik.com/products">https://mikrotik.com/products</a>
NL	Hierbij verklaar ik, Mikrofikls SIA, dat het type radioapparatuur RouterBOARD conform is met Richtlijn 2014/53/EU. De volledige tekst van de EU-conformiteitsverklaring kan worden geraadpleegd op het volgende internetadres: <a href="https://mikrotik.com/products">https://mikrotik.com/products</a>
NO	Mikrofikls SIA erklærer herved at utstyret RouterBOARD er i samsvar med de grunnleggende krav og øvrige relevante krav i direktiv 2014/53/EU. Den fulle teksten til EU-samsvarserklæringen er tilgjengelig på følgende internetadresse: <a href="https://mikrotik.com/products">https://mikrotik.com/products</a>
PL	Mikrofikls SIA niniejszym oświadcza, że typ urządzenia radiowego RouterBOARD jest zgodny z dyrektywą 2014/53/UE. Pełny tekst deklaracji zgodności UE jest dostępny pod następującym adresem internetowym: <a href="https://mikrotik.com/products">https://mikrotik.com/products</a>
PT	O(a) abaixo assinado(a) Mikrofikls SIA declara que o presente tipo de equipamento de rádio RouterBOARD está em conformidade com a Diretiva 2014/53/UE. O texto integral da declaração de conformidade está disponível no seguinte endereço de Internet: <a href="https://mikrotik.com/products">https://mikrotik.com/products</a>
RO	Prin prezenta, Mikrofikls SIA declară că tipul de echipamente radio RouterBOARD este în conformitate cu Directiva 2014/53/UE. Textul integral al declarației UE de conformitate este disponibil la următoarea adresă internet: <a href="https://mikrotik.com/products">https://mikrotik.com/products</a>
SK	Mikrofikls SIA týmto vyhlasuje, že rádiové zariadenie typu RouterBOARD je v súlade so smernicou 2014/53/EÚ. Úplné EÚ vyhlásenie o zhode je k dispozícii na tejto internetovej adrese: <a href="https://mikrotik.com/products">https://mikrotik.com/products</a>
SL	Mikrofikls SIA potrjuje, da je tip radijske opreme RouterBOARD skladen z Direktivo 2014/53/EU. Celotno besedilo izjave EU o skladnosti je na voljo na naslednjem spletnem naslovu: <a href="https://mikrotik.com/products">https://mikrotik.com/products</a>
SV	Härmed försäkrar Mikrofikls SIA att denna typ av radioutrustning RouterBOARD överensstämmer med direktiv 2014/53/EU. Den fullständiga texten till EU-försäkran om överensstämmelse finns på följande webbadress: <a href="https://mikrotik.com/products">https://mikrotik.com/products</a>

## WLAN / 2G / 3G / LTE

Operating Frequency / Maximum output power Betriebsfrequenz / maximale Ausgangsleistung	WLAN	2400-2483.5 MHz / 20 dBm
	WLAN	5150-5250 MHz / 23 dBm
	WLAN	5250-5350 MHz / 20 dBm
	WLAN	5470-5725 MHz / 27 dBm
	E-GSM-900	900 MHz / 33dB
	DCS-1800	1800 MHz / 30dB
	WCDMA Band I	1922.4 MHz / 24dB ± 2.7 dB
	WCDMA Band VIII	882.4 MHz / 24dB ± 2.7 dB

Fréquence de fonctionnement / puissance de sortie maximale	LTE Band 1	2100 MHz / 23dB ± 2.7 dB
Frequenza operativa / massima potenza di uscita	LTE Band 3	1700 MHz / 23dB ± 2.7 dB
Frecuencia de funcionamiento / potencia de salida máxima	LTE Band 7	2600 MHz / 23dB ± 2.7 dB
Рабочая частота / максимальная выходная мощность	LTE Band 8	900 MHz / 23dB ± 2.7 dB
	LTE Band 20	800 MHz / 23dB ± 2.7 dB
	LTE Band 38	2600 MHz / 23dB ± 2.7 dB
	LTE Band 40	2300 MHz / 23dB ± 2.7 dB

This MikroTik device meets Maximum WLAN and LTE transmit power limits per ETSI regulations. For more detailed information see Declaration of Conformity above / Dieses MikroTik-Gerät erfüllt die maximalen WLAN- und LTE-Sendeleistung Grenzwerte gemäß ETSI-Bestimmungen. Weitere Informationen finden Sie oben unter Konformitätserklärung / Cet appareil MikroTik respecte les limites maximales de puissance de transmission WLAN et LTE conformément aux réglementations ETSI. Pour plus d'informations, voir la déclaration de conformité ci-dessus / Questo dispositivo MikroTik è conforme ai limiti massimi di potenza di trasmissione WLAN e LTE in conformità con le normative ETSI. Per ulteriori informazioni, consultare la dichiarazione di conformità sopra / Este dispositivo MikroTik cumple con los límites máximos de potencia de transmisión WLAN y LTE de acuerdo con las regulaciones ETSI. Para obtener más información, consulte la declaración de conformidad anterior / Это устройство MikroTik соответствует максимальным пределам мощности передачи WLAN и LTE в соответствии с правилами ETSI. Для получения дополнительной информации см. Декларацию соответствия выше.



The WLAN function for this device is restricted to indoor use only when operating in the 5150 to 5350 MHz frequency range. / Die WLAN-Funktion dieses Geräts ist nur für die Verwendung in Innenräumen im Frequenzbereich 5150 bis 5350 MHz beschränkt. / La fonction WLAN de cet appareil est limitée à une utilisation en intérieur uniquement lorsqu'il fonctionne dans la gamme de fréquences 5150 à 5350 MHz. / La funzione WLAN per questo dispositivo è limitata all'uso interno solo quando si opera nella gamma di frequenza da 5150 a 5350 MHz. / La función WLAN para este dispositivo está restringida al uso en interiores solo cuando se opera en el rango de frecuencia de 5150 a 5350 MHz. / Функция WLAN для этого устройства ограничена использованием внутри помещения только при работе в диапазоне частот от 5150 до 5350 МГц.