

Reliable backup power

The N15 ensures uninterrupted power during emergencies and acts as a reliable backup power supply, providing the necessary power to keep your equipment running smoothly when the main power supply is interrupted.



All-in-one solution for outdoor needs

1536 Wh

Ideal for outdoor adventures



Max 800W

≈1.2 hours

100V AC charging

Max 1000W

≈1 hours

230V AC charging



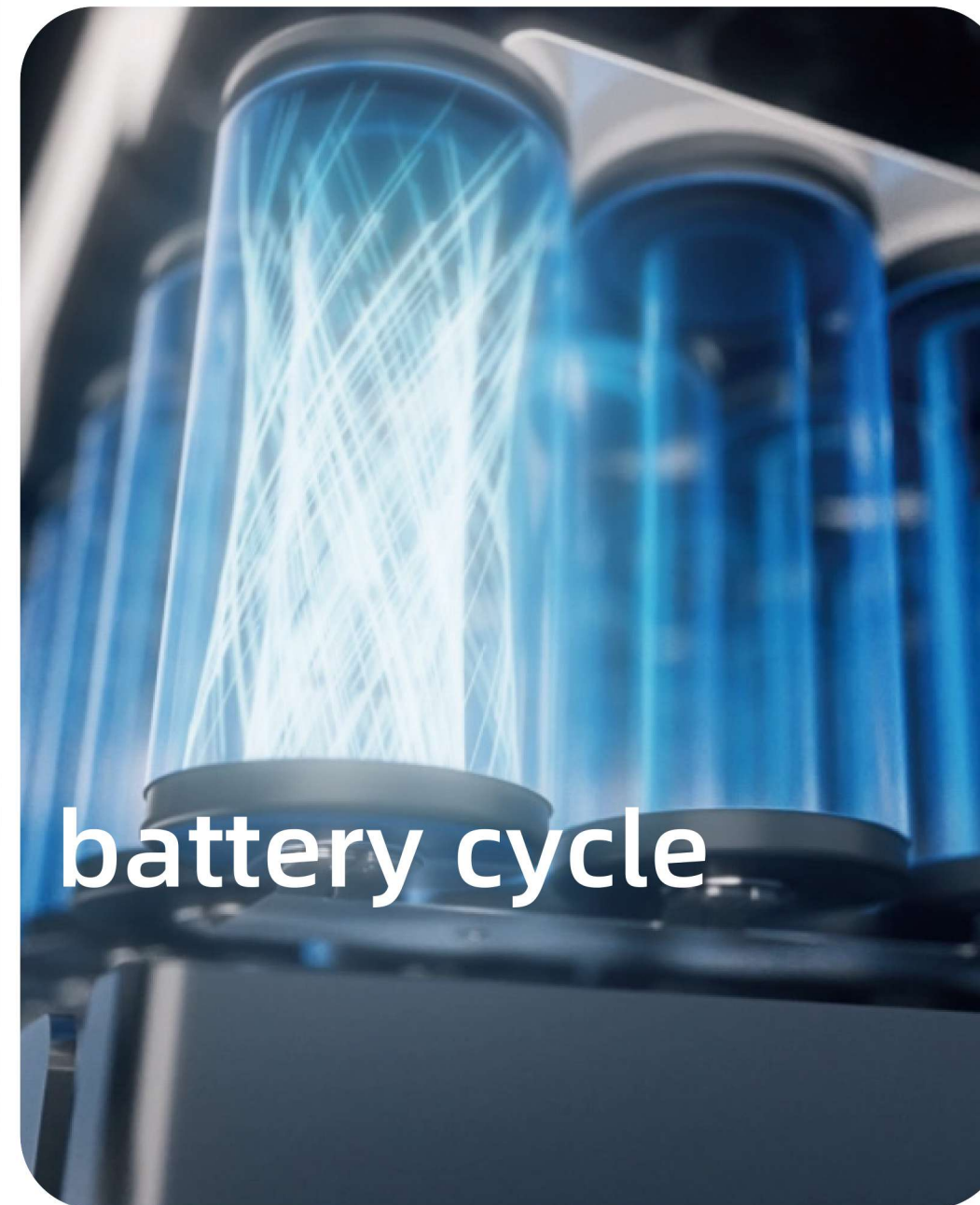
Max 600W

1.2 hours

Excellent solar charging



battery cycle

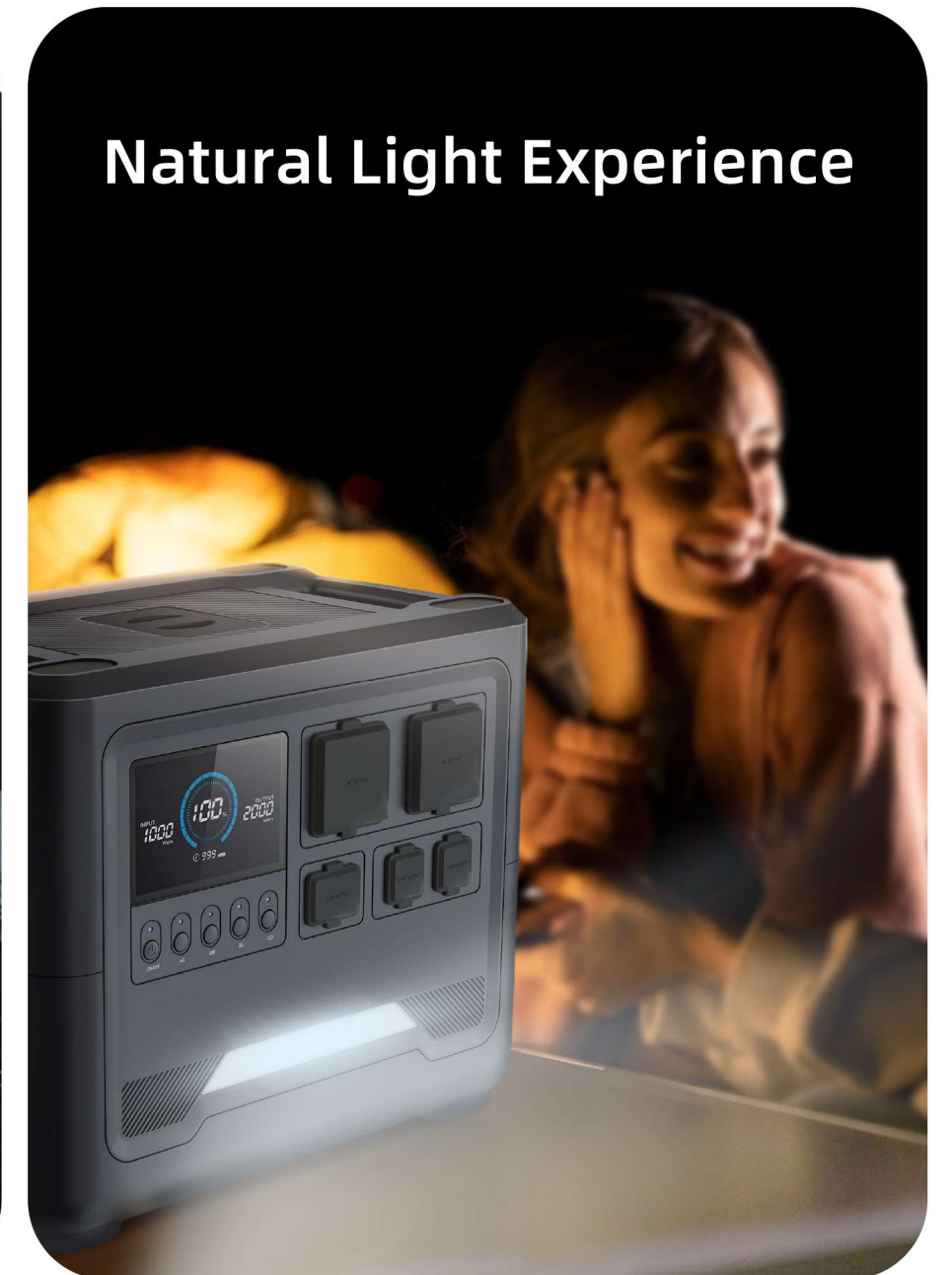


Compact and portable

Compact design does not take up much space



Natural Light Experience



Meet your power needs

The N15 has a battery capacity of 1536Wh and a power output of 1800W. It can drive almost all electrical appliances and provide reliable backup power for travel, camping, off-grid living and other occasions.



laptop
65Wh
Cycle 16



iphone
14Wh
Cycle 70



camera
11Wh
Cycle 92



Audio
22Wh
48 hours



Juicer
340W
3 hours



hair dryer
1000W
1 hours



rice cooker
700W
1.4 hours



Coffee machine
1000Wh
1 hours

Note: The above data are obtained from the side view under the normal environment of the manufacturer's laboratory. For reference only, specific data shall be subject to actual use.


Travel green without stopping

Need to power an electric grill or kettle?



Faster solar input for peace of mind and savings

The N15 allows up to 1,000W of solar input for better solar charging performance. Embrace the sun and use energy efficiently to ensure your devices are fully charged in an instant.



Multi-port design, plug and play


The device is equipped with a variety of power supply ports and is compatible with most household appliances.



AC*2



DC(XT60)*1



USB-C*1



USB-A*1



Car Charger*1

Parameter details

N15 data parameters



Capacity & Battery type	1536Wh(25.6V/60Ah) LiFePO4
AC output Voltage Range	100-120V~, 50Hz/60Hz or 220-240V~, 50Hz/60Hz
Rated Power	1800W
AC Output Port	Option [US / JP / AU / UK / EU / South Africa]
USB Output	1x USB-A QC3.0 1x USB-C PD 100W
DC (XT60) Output	12V/10A
Charging ways	By Wall / By Car / By Solar
AC input	100-120V~, 50Hz/60Hz, Max 800W 220-240V, 50Hz/60Hz, Max 1000W
Solar input	12-80V/10A Max 600W
LED light	4W
Weight	Approx. 15 kg
AC Charging time	Approx. 1.5 hrs
Cycle life	3000 Cycles @≥80%
Size(LxWxH)	388x248x311mm
Wireless charging	Optional