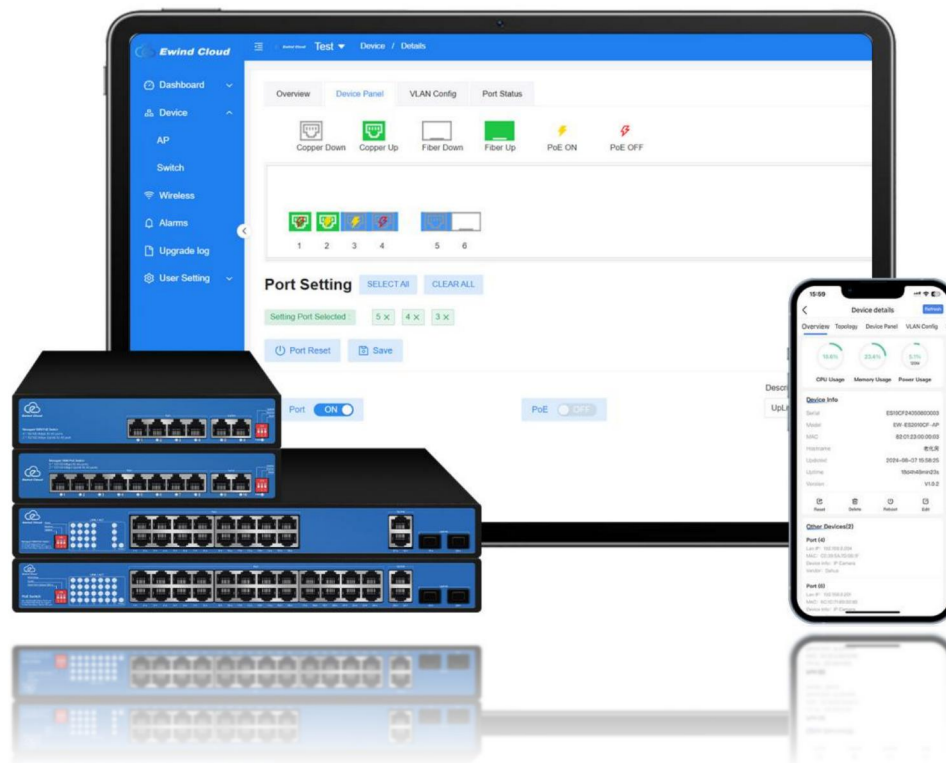


10/100M Cloud PoE Switch

EW-ES2006CF-AP | EW-ES2010CF-AP | EW-ES2020CF-AP | EW-ES2028CF-AP



Overview

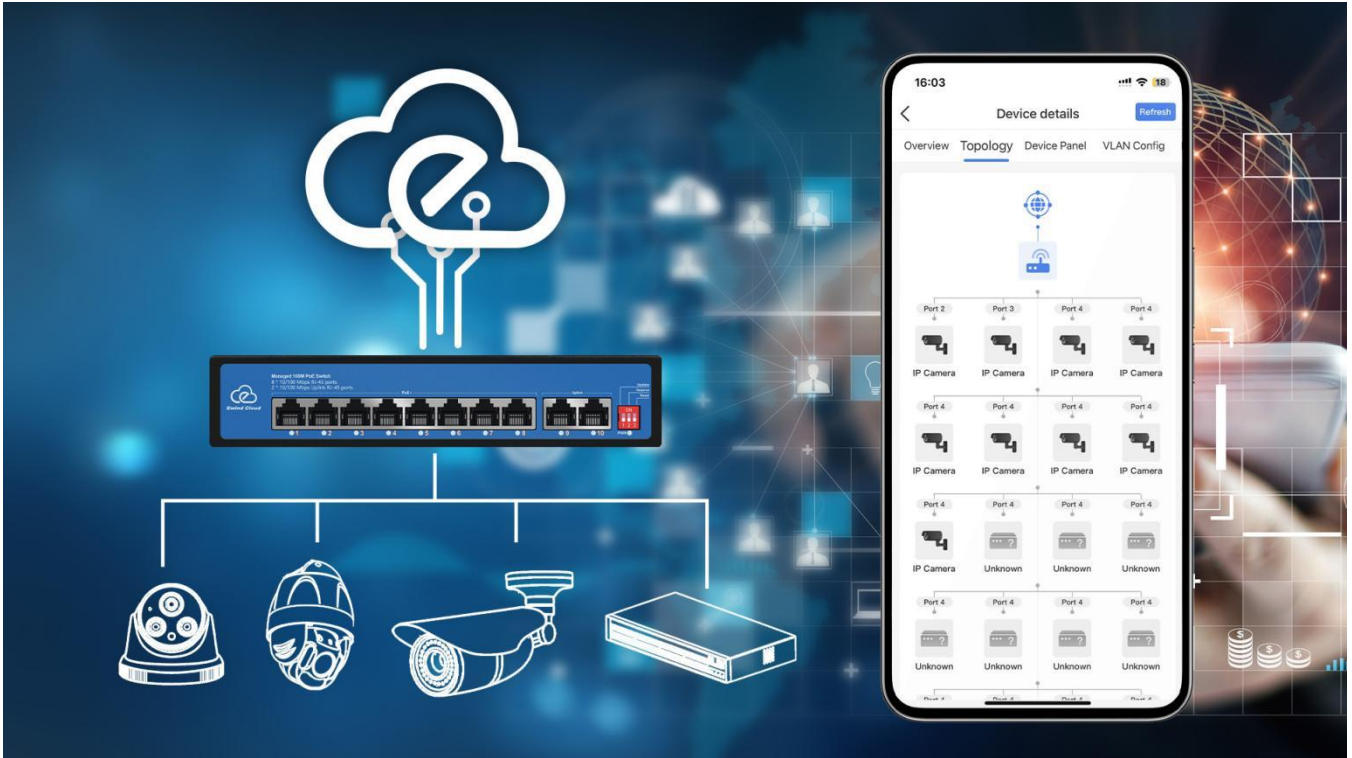
EWIND Cloud Smart PoE Switch Series features an advanced remote online management platform designed to deliver quick responses and versatile capabilities. Key features include PoE scheduling, PoE auto-alive check, port settings, alarm notifications, VLAN configuration, and topology mapping etc. These functionalities enable users to manage their networks with ease, ensuring optimal performance, enhanced productivity, and an improved user experience. With the EWIND Cloud App/Website Platform, users can monitor and maintain their network and security systems anytime, anywhere.

Key Features

- Supports EWIND remote cloud platform management and mobile app operation, offering various real-time alerts notifications, fault detection and port restart etc.;
- Supports software updates, reserves customization options, and provides a reset function;
- Discovers devices using the ONVIF protocol and display a cloud-based topology map of connected PDs;
- Support IEEE802.3at/af standard, PoE Power up to 30W for each PoE port;
- Plug and Play, easy to setup.
- Built-in Advanced PoE and Power supply to Empower Surveillance.


Highlights

EWIND Cloud PoE Switches integrate seamlessly with the EWIND Cloud platform / Mobile APP, enabling remote management of your devices through a secure, cloud-based interface. The platforms automatically generates a network topology, allowing you to efficiently monitor and manage your entire CCTV system while quickly identifying network issues in real time. This enhances operational efficiency and significantly simplifies network maintenance.



Topology Management & Remote Maintenance

EWIND Cloud offers a robust, cloud-based service system that provides comprehensive management of on-site devices, ensuring seamless connectivity and offering a full suite of support services. Additionally, the Cloud PoE Switches are equipped with a long-distance PoE functionality, capable of delivering power to devices up to 300 meters away. It is suitable for a variety of applications, including small to medium-sized businesses (SMBs), CCTV security systems, and environments such as homes, factories, and offices.



EWIND Cloud, Make Your Business Smart and Easy





Device Info

Name	Model	MAC	Hardware	Updated	Uptime	Version
8380022102000007	E91-E2000000-AP	82121310000000	880206-R-FW-V2	2024-11-20 16:30:26	82969601275	V1.0.0

Other Devices

Port	Lat IP	MAC	Description	Vendor
1	192.168.1.101	82121310000000	Unknown	Unknown
2	192.168.1.101	82121310000000	IP Camera	Default
3	192.168.1.101	02581AA702081F	IP Camera	Default
4	192.168.1.101	82121310000000	IP Camera	Default
5	192.168.1.101	82121310000000	IP Camera	Default

Specifications

Product Picture				
Model	EW-ES2006CF-AP	EW-ES2010CF-AP	EW-ES2020CF-AP	EW-ES2028CF-AP
Ports	4x100M RJ45 PoE ports	8x100M RJ45 PoE ports	16x100M RJ45 PoE ports	24x100M RJ45 PoE ports
Uplink Ports	2x100M RJ45 ports	2x100M RJ45 ports	2x1000M RJ45 ports 2x1000M SFP Fiber ports	2x1000M RJ45 ports 2x1000M SFP Fiber ports
PoE Ports	Port 1-4	Port 1-8	Port 1-16	Port 1-24
PoE Standards	IEEE 802.3af/at	IEEE 802.3af/at	IEEE 802.3af/at	IEEE 802.3af/at
Network Standards	IEEE 802.3, IEEE 802.3u, IEEE 802.3x	IEEE 802.3, IEEE 802.3u, IEEE 802.3x	IEEE 802.3, IEEE 802.3u, IEEE 802.3x	IEEE 802.3, IEEE 802.3u, IEEE 802.3x
Max / Average PoE Power	15.4W/30W per Port	15.4W/30W per Port	15.4W/30W per Port	15.4W/30W per Port
Total Power Budget	65W	120W	200W	300W
PoE Pin Assignment	1, 2(+)/3, 6(-)			
Forwarding Mode	Store and Forward			
Switching Capacity	1.2Gbps	2Gbps	11.2Gbps	12.8Gbps
Forwarding Rate	1.17Mpps	1.95Mpps	10.94Mpps	12.50Mpps
MAC Address Table	1K	1K	8K	8K
Buffer Memory	768K	768K	2M	2M
Power Supply	Built-in power supply, AC 100~240V 50/60HZ			
Dimension	195*130*40MM	195*130*40MM	330*215*44MM	330*215*44MM
Operation Temp / Humidity	-20°C to +55°C; 5%~90% RH non condensing			
Storage Temp / Humidity	-40°C to +75°C; 5%~95% RH non condensing			
Net /Gross Weight	<0.85kg / <1kg	<0.95kg / <1.2kg	<2.1kg / <2.5kg	<2.8kg / <3kg
Installation Methods	Desktop	Desktop	Desktop / Rack-Mounted	Desktop / Rack-Mounted
Protections	IEC61000-4-2(ESD): ±8kV contact discharge, ±15kV air discharge IEC61000-4-5(Lightning protection/Surge): Power:CM±4kV/DM±2kV; Port: ±4kV			
Protection Level	IP30			
Certifications	CCC; CE mark, commercial; CE/LVD EN60950; FCC Part 15 Class B; RoHS			
Warranty	3-Year	3-Year	3-Year	3-Year

Ordering Information

Model	Products	PoE Ports	Uplink Ports	Total Power Budget
EW-ES2006CF-AP	4-Port 10/100M Cloud Smart PoE Switch	4	2x100M RJ45	65W
EW-ES2010CF-AP	8-Port 10/100M Cloud Smart PoE Switch	8	2x100M RJ45	120W
EW-ES2020CF-AP	16-10/100Port M Cloud Smart PoE Switch	16	2x1000M RJ45 2x1000M SFP	200W
EW-ES2028CF-AP	24-Port 10/100M Cloud Smart PoE Switch	24	2x1000M RJ45 2x1000M SFP	300W

Packaging Information

CONTENT	QTY	UNIT
4/8/16/24 Port 100M Cloud PoE Switch	1	SET
AC Power Cord	1	PC
Rack Mounting Ears (16/24-Port Model)	1	PAIR
User Guide	1	PC
Warranty Card	1	PC

CE FC RoHS



EWIND Technology Co., Limited.

Office Address: Room 508, 5/F, XingHe World Tower E, Yabao Road, Longhua Dist, Shenzhen City, Guangdong, China.

Factory Address: 301, Blk 2, 4/F, West Ln 1, Dabao Rd, 33 Area, Shanghe Community, Xin'an Sub-Dist, Bao'an Dist, Shenzhen City, Guangdong, China.

Website: www.ewindnet.com

Email: info@ewindnet.com

Tel: +86-755-2100 6440

